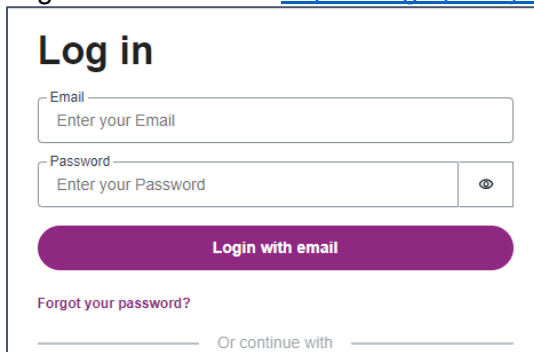


1. Log into YouScience <https://brightpath.youscience.com/home>



**Log in**

Email   
Enter your Email

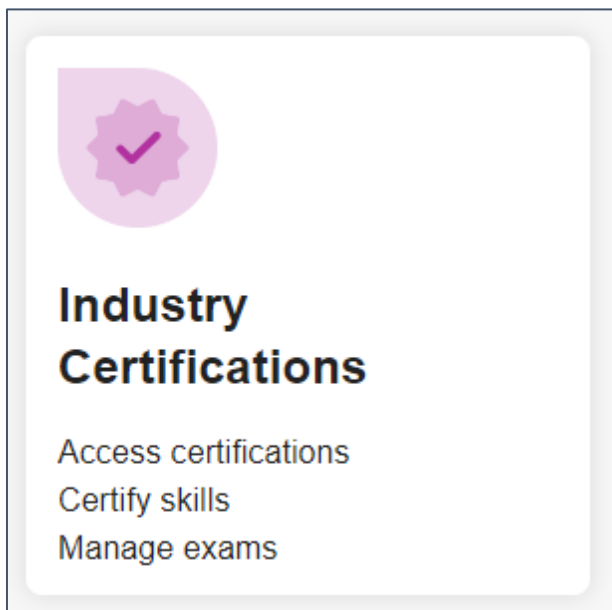
Password   
Enter your Password


**Login with email**

[Forgot your password?](#)

Or continue with

2. Select Industry Certifications

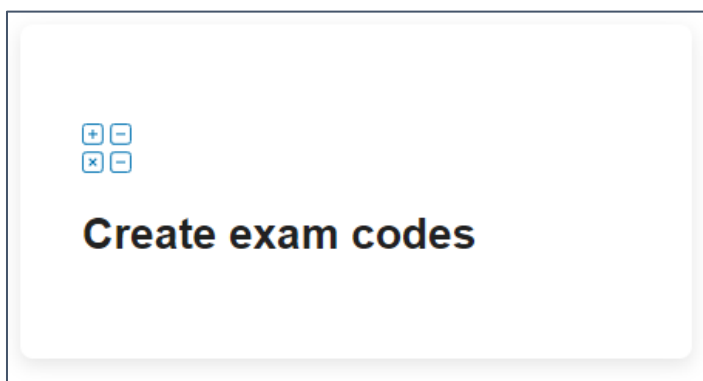





**Industry  
Certifications**

Access certifications  
Certify skills  
Manage exams


3. Select Create exam codes





**Create exam codes**


4. Fill out your class information appropriately and click NEXT

 **General**

---

**Organization**    Everett High School


  


 **Class**


Section / period


Academic term


 **Please choose exam type**




 **Single exam**



**Pre-exam**









 **Post-exam**

Select this option for end-of-course or end-of-program exam not associated with a Pre-Exam exam code. Used anytime as a stand-alone exam (ie. Exam retake). Will NOT provide student growth measurement.

**Next**

5. Choose the appropriate exam from the list and click next


**Add exam**

	EXAM NAME	EXAM NUMBER	PILOT	CERTIFICATE	QUESTIONS	MAX POINTS	CUT SCORE
<input type="radio"/>	CAD Mechanical Design III	663	No		38	45	74%
<input checked="" type="radio"/>	Carpentry	512	No		73	76	72%
<input type="radio"/>	Child Development	320	No		45	50	78%
<input type="radio"/>	Clinical Laboratory Technology	705	No		48	55	80%
<input type="radio"/>	Cloud Computing I	891	Yes	—	28	30	80%
<input type="radio"/>	Cloud Computing II	892	Yes	—	31	32	80%
<input type="radio"/>	Commercial Art 1	530	No		31	42	72%
<input type="radio"/>	Commercial Art 2	532	No		37	45	70%


**Next**

6. Confirm information on the summary page, check the agreement box and then select Create Code

### Summary

 General


Organization    Everett High School

 Class

Class name    McCoard Photography

Section / Period    Period 2


Academic term    2nd Quarter

 Exam details

Name    Carpentry

Type    Single

Pilot    No

Certificate     Available

Exam number    512

Questions    73

Max points    76

Cut score    72%

☒ I agree to abide by the terms of the [Proctoring Agreement](#).


Create code

Back

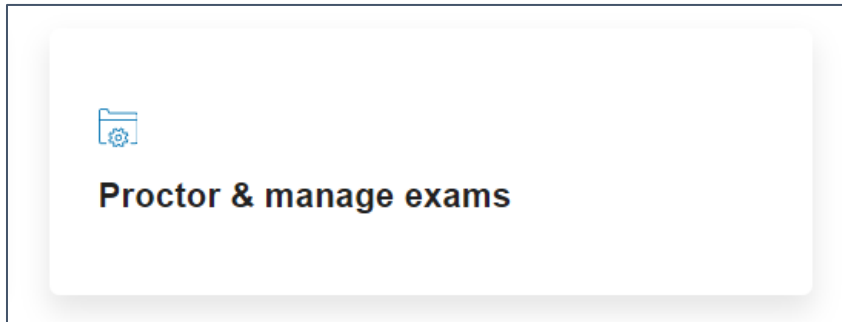
7. Copy the code provided and share it with your class when you're ready for them to take the IRC exam.

**Exam code was successfully created**

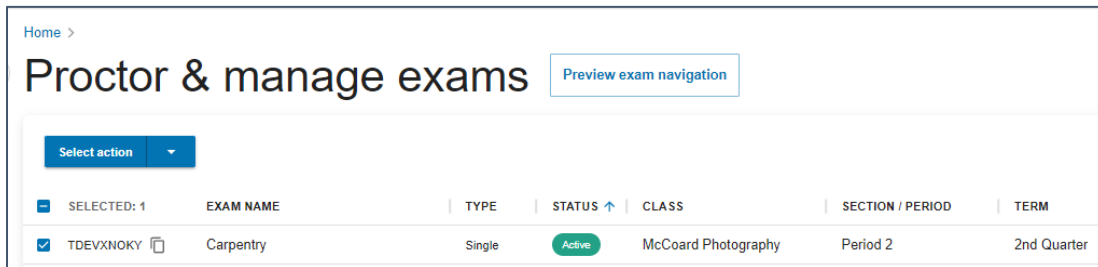
**TDE VXN OKY**

  
Copy code

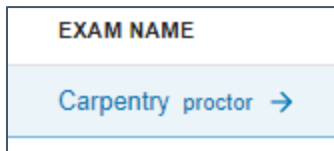
8. Go to Proctor & manage exams



9. Select your exam from the proctor list (you can also copy the exam code from this window as well, or deactivate an exam).



10. Hover over the Exam Name and select Proctor



11. From the proctor screen, you will be able **authorize** students as they request to take the test and monitor student completion.

